

# YuJa Enterprise Video Platform

All-in-one video solution with LMS integration to store, manage and stream media content.



The screenshot displays the YuJa Enterprise video platform interface. At the top, there are navigation options: "Manage Media" and "Create Recording". Below this is a search bar and a menu with options: "NEW FOLDER", "NEW PLAYLIST", "UPLOAD", and "MORE ACTIONS". The main content area shows a grid of 15 video thumbnails, each with a title, duration, and upload date. The thumbnails include:

- astrophysics (2:46)
- A Space Odyssey (6:55, 2 years ago)
- Art and Soul (2:38, 2 years ago)
- Be Open to New Ideas (3:30, 2 years ago)
- Biology (4:22, a year ago)
- s Seminar (1:17)
- Business Ethics (1:29, 2 years ago)
- Campus Tour (3:30, 2 years ago)
- Citing Sources (1:49, 2 years ago)
- Conversations With an Entrepre... (3:51, 6 months ago)
- ENVIRONMENTAL (6:10)
- Solar System (4:58, 6 months ago)
- Fashion and Identity (2:03, 10 months ago)
- Fashion Week (5:04, 2 years ago)
- Fundamentals of Mathematics (2:52, 2 years ago)





# ● Deploy an **Enterprise-Grade** Video CMS

- Video CMS ↓
- LMS Integration ↓
- Visual Search Technology ↓
- Video Editing ↓
- Enterprise VideoTube ↓
- Video Analytics ↓
- Video Player ↓
- Video Quizzes ↓
- Lecture Capture ↓
- Contact Us ↓

The screenshot displays the 'Media Library' interface. At the top, there are navigation options: 'Manage Media' and 'Create Recording'. A search bar is present with the text 'Search for media'. Below the search bar, there are icons for 'NEW FOLDER', 'NEW PLAYLIST', 'UPLOAD', and 'MORE ACTIONS'. The interface is divided into two main sections: 'PERSONAL' and 'SHARED'. The 'PERSONAL' section includes 'My Media' with sub-categories like 'Default Collect...', 'Digital Assets', 'Group Present...', 'Lecture Recor...', 'Video Confere...', and 'Video Tutorials'. The 'SHARED' section includes 'Enterprise VideoTube', 'CampusTube', 'All Channels', and 'User Collections'. The main content area shows a grid of video thumbnails. Each thumbnail includes a title, a timestamp (e.g., 'a year ago', '2 years ago'), and a duration (e.g., '00:18', '23:27'). The thumbnails show various educational and professional content, such as 'Literary Theory Lecture', 'Financial Statement Analysis', 'The Accrual Basis of Accounting', 'Bioengineering 101', 'Scientists Work Toward a 3D Printe...', 'Two-Minute Self-Introduction Spee...', 'The Language of Business', 'Cost Accounting', 'Economics of 3D Printing', 'Your brain hallucinates your consci...', 'Material Science', and 'India's technology aims to take ove...'.





# ● Drag-and-Drop Upload of Any Digital Asset

**Drag & Drop**  
Drop your video, audio, images and documents here to instantly upload

The screenshot shows a user interface for managing media. At the top, there are navigation options: 'Manage Media' and 'Create Recording'. Below that, there are action buttons: 'EDIT CHANNEL', 'NEW SUB-CHANNEL', 'UPLOAD', and 'MORE ACTIONS'. The main area displays a grid of video thumbnails with titles and durations. The callout circle highlights the 'Drag & Drop' feature, which allows users to upload various digital assets.




## Upload Any Digital Asset

Ingest, export, or link virtually any video, audio, image or external link.



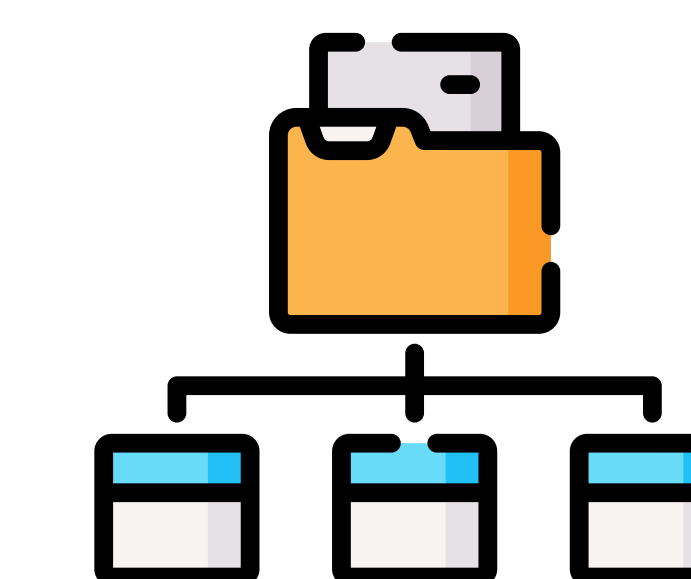
## Campus Media Library

Create a searchable media library across your institution.



## Unified Media Management

Store your digital assets in one centralized location with flexible user permissions.



## Organize and Categorize

Organize all your content into folders and channels with built-in auto-tagging.



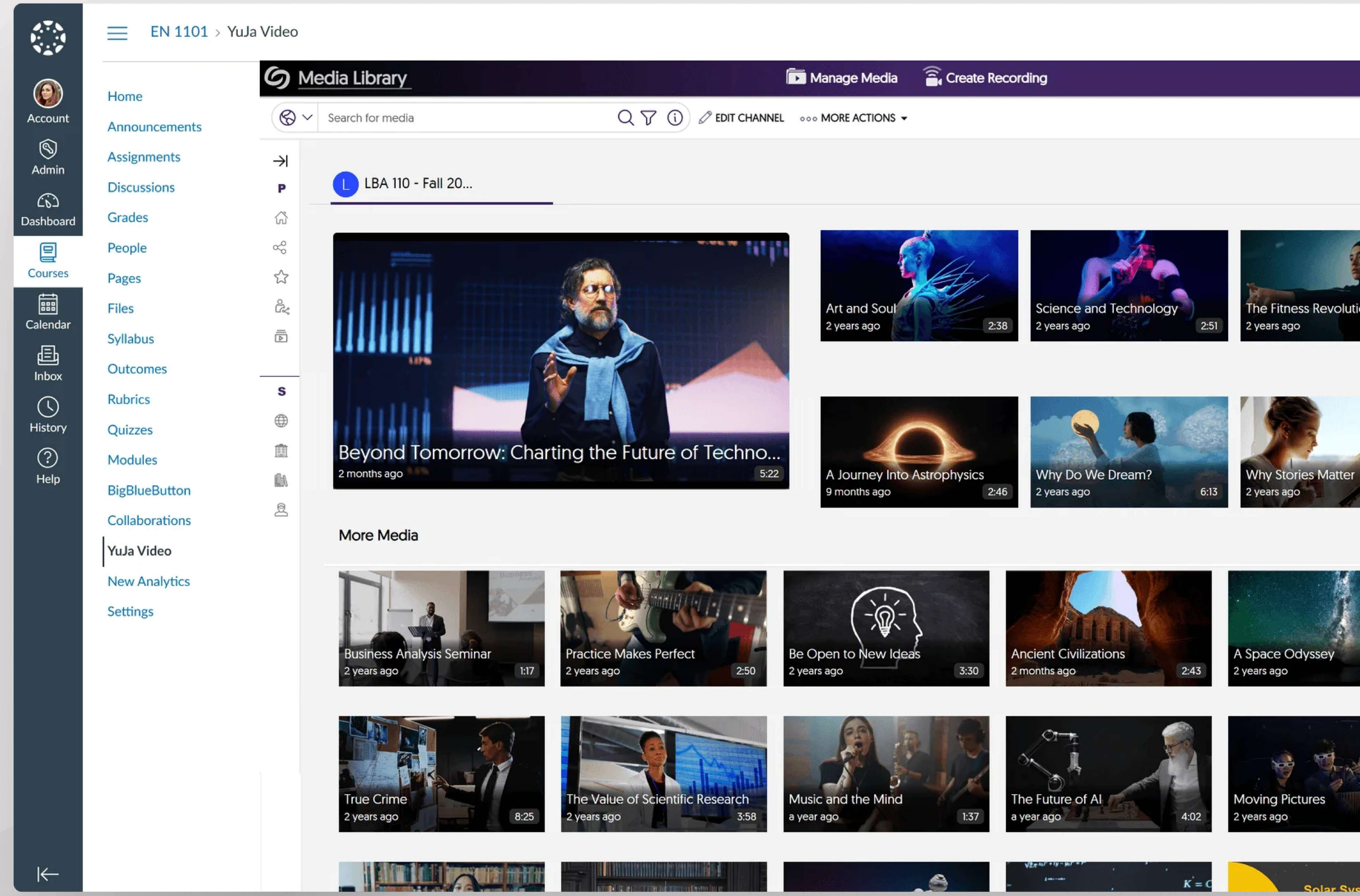


# Simplify Video Management Within Your LMS

01. Content can be securely published to course-level channels.

02. Certified LTI integration to stream digital media within the LMS.

03. Secure-by-default course media distribution with customizable options.



Blackboard

moodle

CANVAS

schoolology

brightspace by D2L

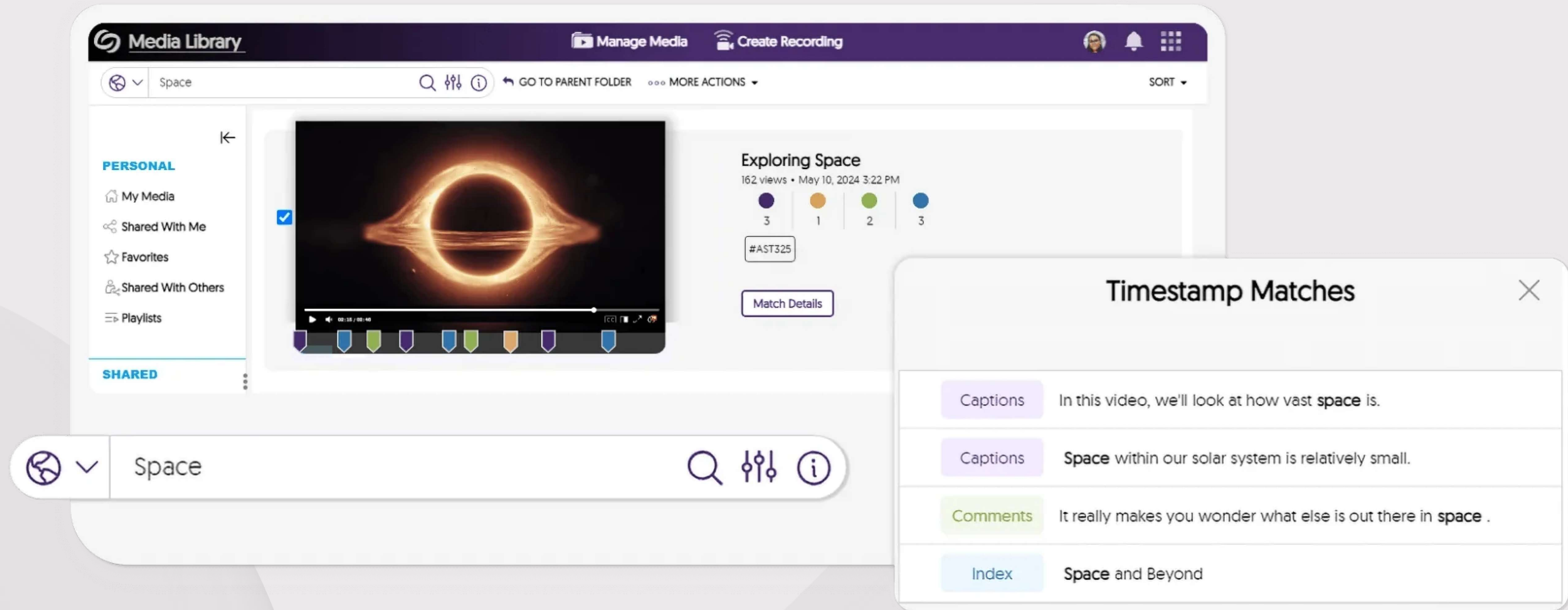
Sakai

NEO






# Visual Search Technology of Any Digital Asset



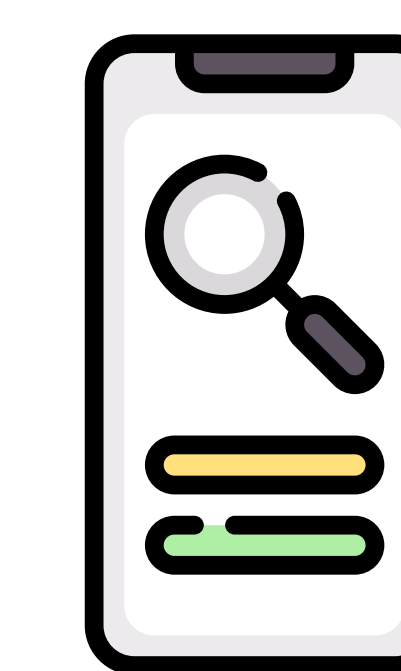
**Powerful Video Search**  
The Video Player provides deep search-inside-video capabilities.



**Searchable Transcripts**  
Auto-captioning creates a word-by-word transcript of your video.



**Video Library Search**  
Utilize our unique Visual Search to quickly search an entire video library.



**Auto-Generated Metadata**  
Instantly search through captions, slides, notes, indexes, and comments.





# ● Integrated Web-Based Video and Caption Editing Tools

.01

Intuitive Cuts, Trims, and Insertions

.02

Multilingual Caption Editing

.03

Intuitive Cuts, Trims, and Insertions

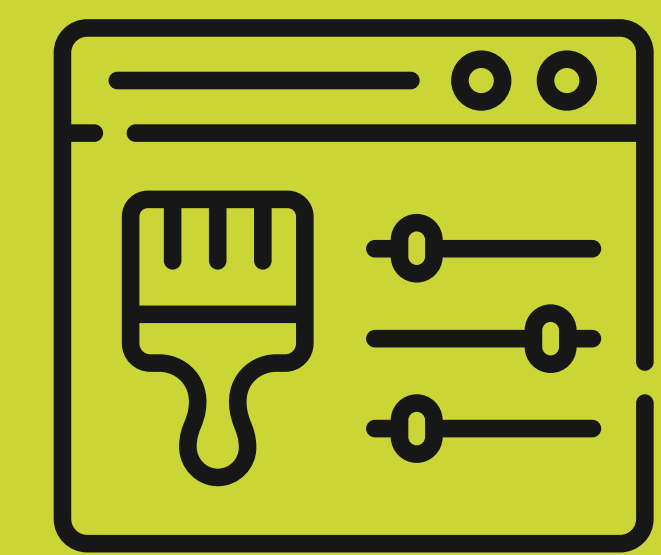
The screenshot displays the 'Video Editor' interface for a video titled 'Beyond Tomorrow: Charting the Fut...'. The interface is divided into several sections:

- Top Bar:** Includes 'Save' and 'Discard' buttons.
- Left Panel:** A vertical toolbar with icons for 'Actions', 'Caption', 'Index', 'Text', 'Slides', 'Video', 'Watermark', 'Blur', 'Backgrounds', and 'Audio'.
- Captions Panel:** A central panel titled 'Captions' with a subtitle 'Edit video captions in each caption file language.' It features a language dropdown set to 'English', a 'Find and Replace' search box, and a list of caption segments with their start and end times and text. The segments are:
  - 05:00 → 05:04: in a direction that aligns with our values and aspirations.
  - 05:04 → 05:08: Let us embrace innovation with a sense of responsibility
  - 05:08 → 05:10: and a commitment to inclusivity.
  - 05:10 → 05:14: By doing so, we can ensure that technology serves as a force for good,
  - 05:15 → 05:17: enhancing our lives and creating a brighter,
- Video Player:** A central video player showing a man in a white shirt speaking. A subtitle 'in a direction that aligns with our values and aspirations.' is overlaid on the video. Below the player is a playback control bar with play, volume, and progress controls. The current time is 05:03 and the total duration is 05:22. There is also an 'Advanced Mode' toggle.
- Timeline:** A horizontal timeline at the bottom showing the video's duration from 05:00 to 05:40. It includes tracks for 'Video 1' (with a waveform), 'Captions', and individual caption segments.





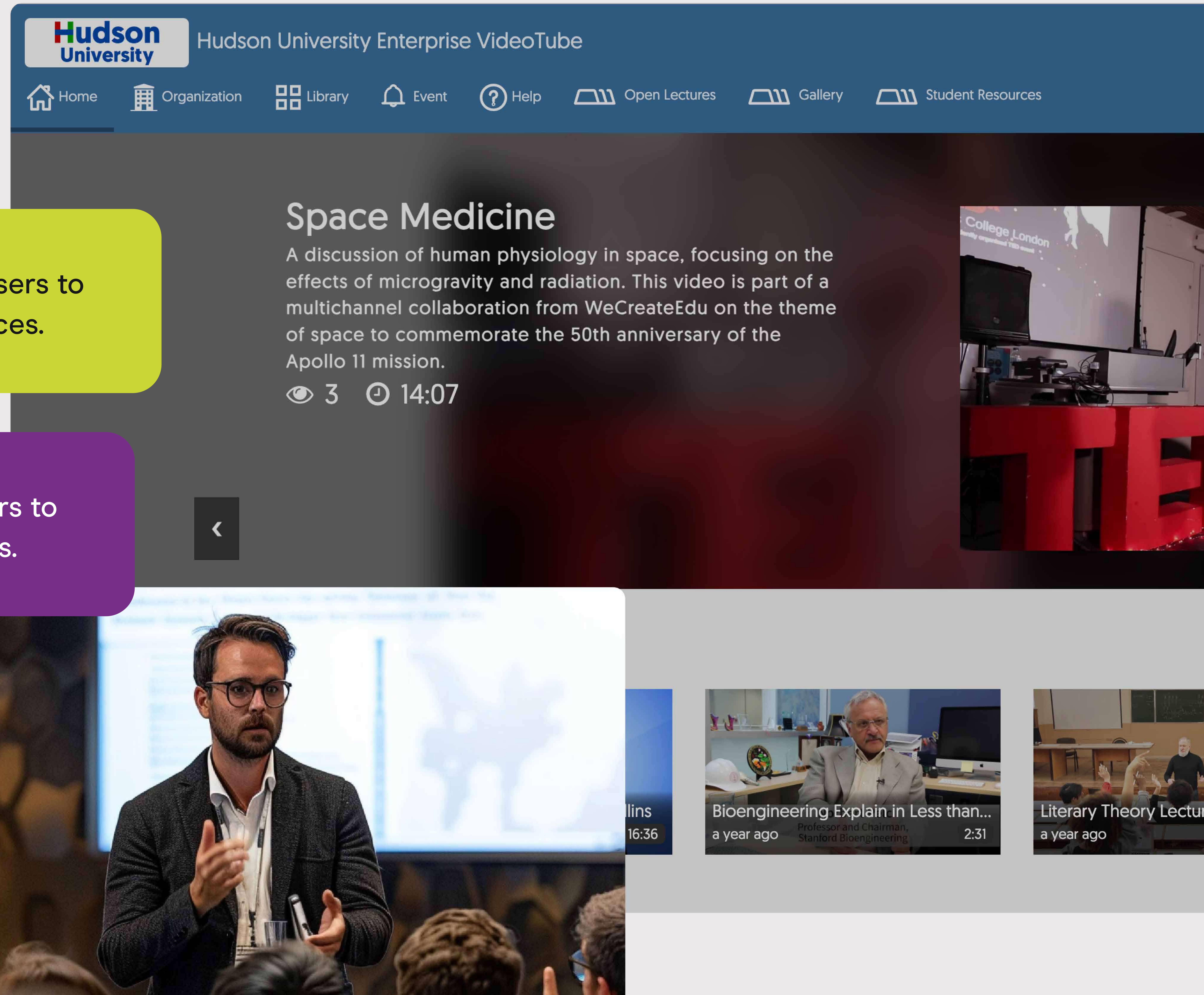
# Public Enterprise VideoTube to Enhance Presence



Deep branding capabilities allow users to launch customized video experiences.



Deep branding capabilities allow users to launch customized video experiences.








# Video Analytics Provide Insights into Video Impact




## Dynamic Reports

Configurable reports on user access, uploads, data history, application logs, usage, and analytics.




## Track Student Progress

Monitor student progress at both course and institutional levels. View completion statistics and highlight at-risk students.



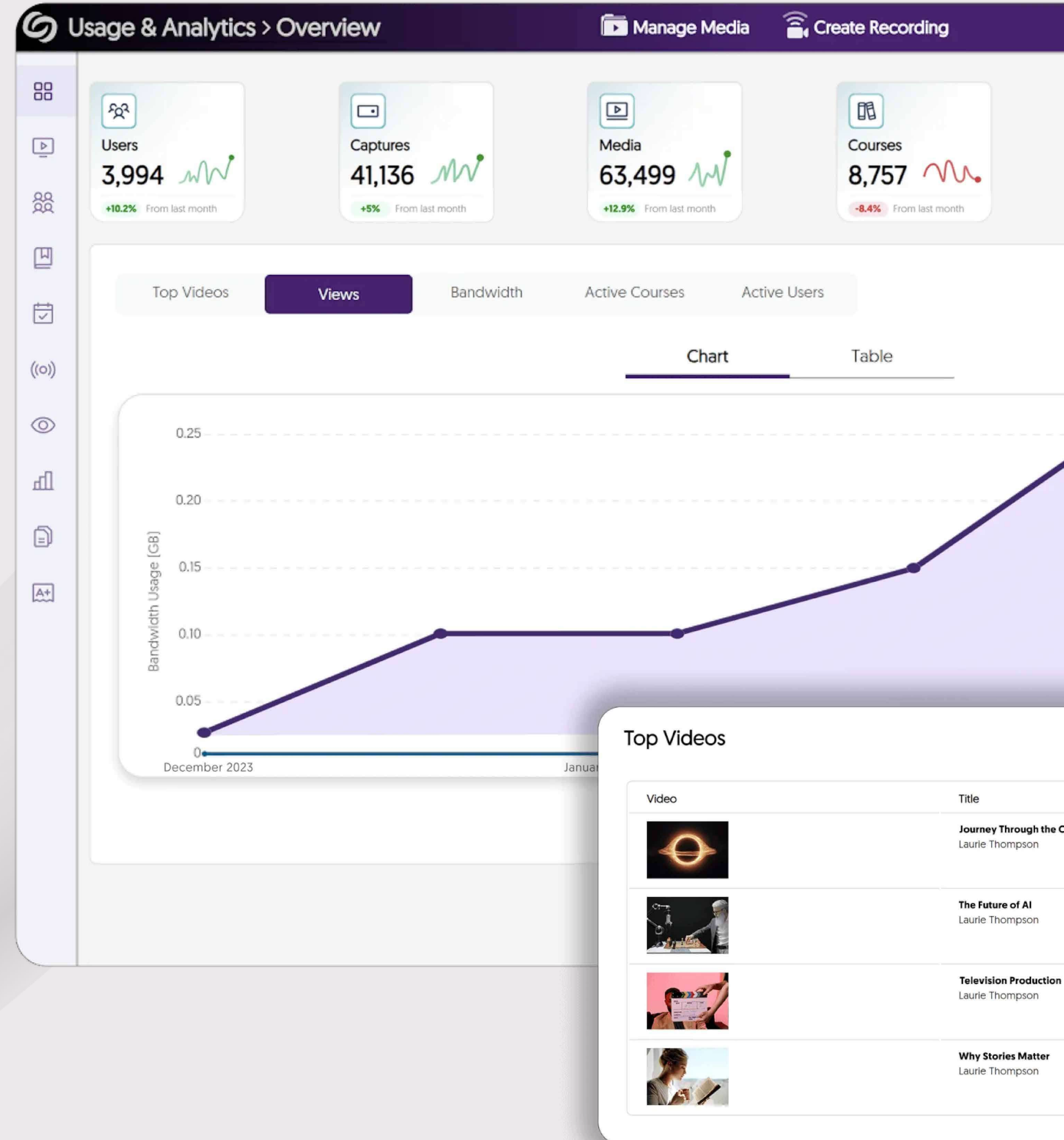
## Track Drop-offs & Hot Spots

Analyze student participation, collaboration, video usage, and areas of confusion.



## Certified Gradebook Sync

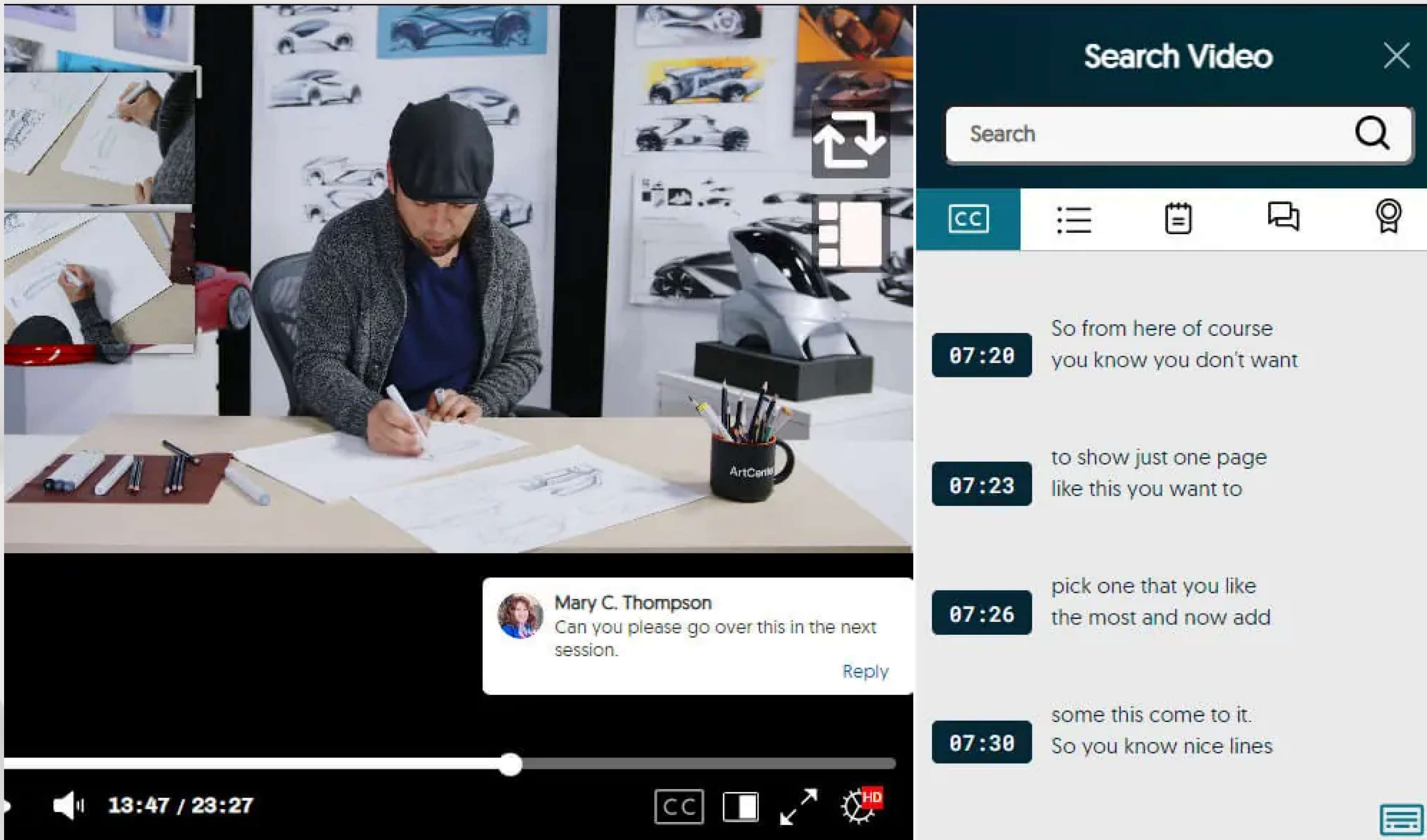
Supports LMS Gradebook synchronization with major LMS platforms including Brightspace, Canvas, D2L Brightspace, and Moodle.







# HTML5 Video Player with Responsive Design



## ← Fast Loading Player

The Media Player is a highly-compressed HTML5 object with optimized media-encoding.

## ← Mobile-Compatible

Multi-stream media players are designed with phones and tablets in mind.

## ← Brandable

Flexible branding capabilities to carry the look of your organization.

## ← AI-Based Chaptering

Unique AI-capabilities can enable any viewer to access intelligent chapter markers and key moments.





# In-Video Quizzing with LMS Integration

Embed Quizzes Directly Inside Your LMS

Gamification Capabilities to Create Video Tours

Add In-Video Comments and Prompts to Video Quizzes

Supports a Variety of Question Types and Submission Options

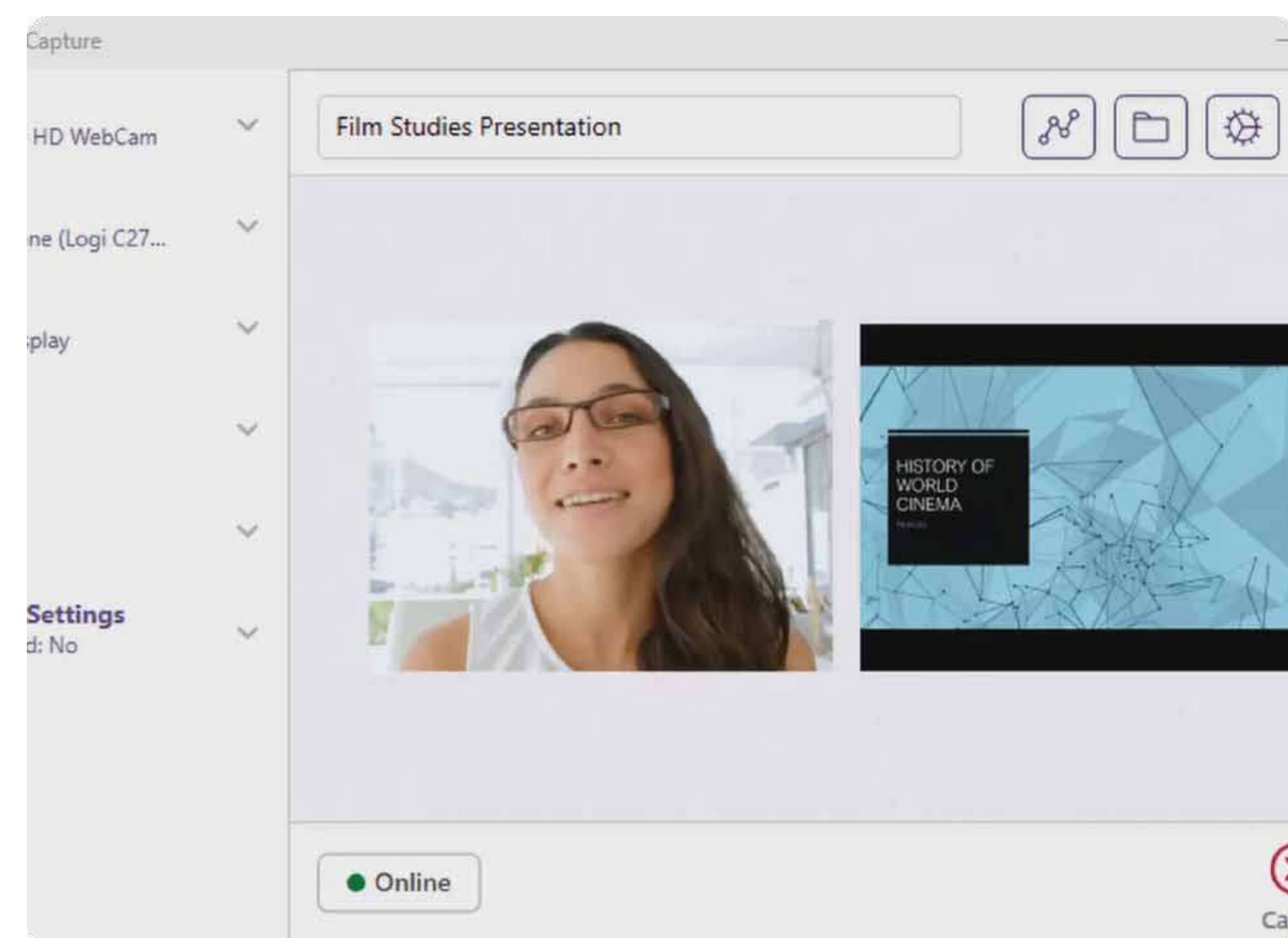
Certified-LMS Gradebook Synchronization

Create Engaging and Interactive Student Assessments





# ● Portfolio of **Lecture Capture** Systems and Solutions



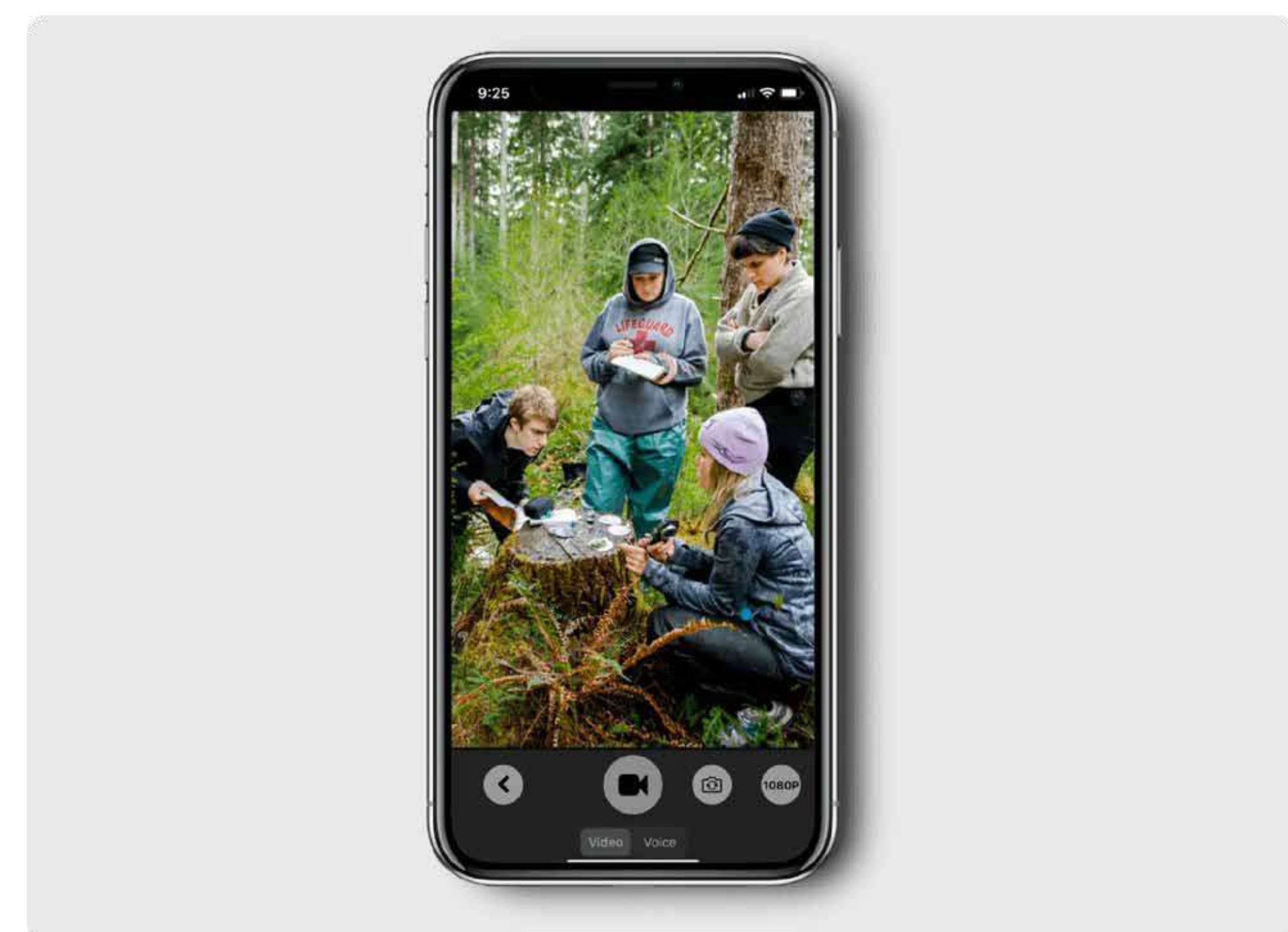
## Desktop Software-Based Lecture and Personal Capture

Your podium or personal laptop can be a cost-effective way to capture and live stream lectures.



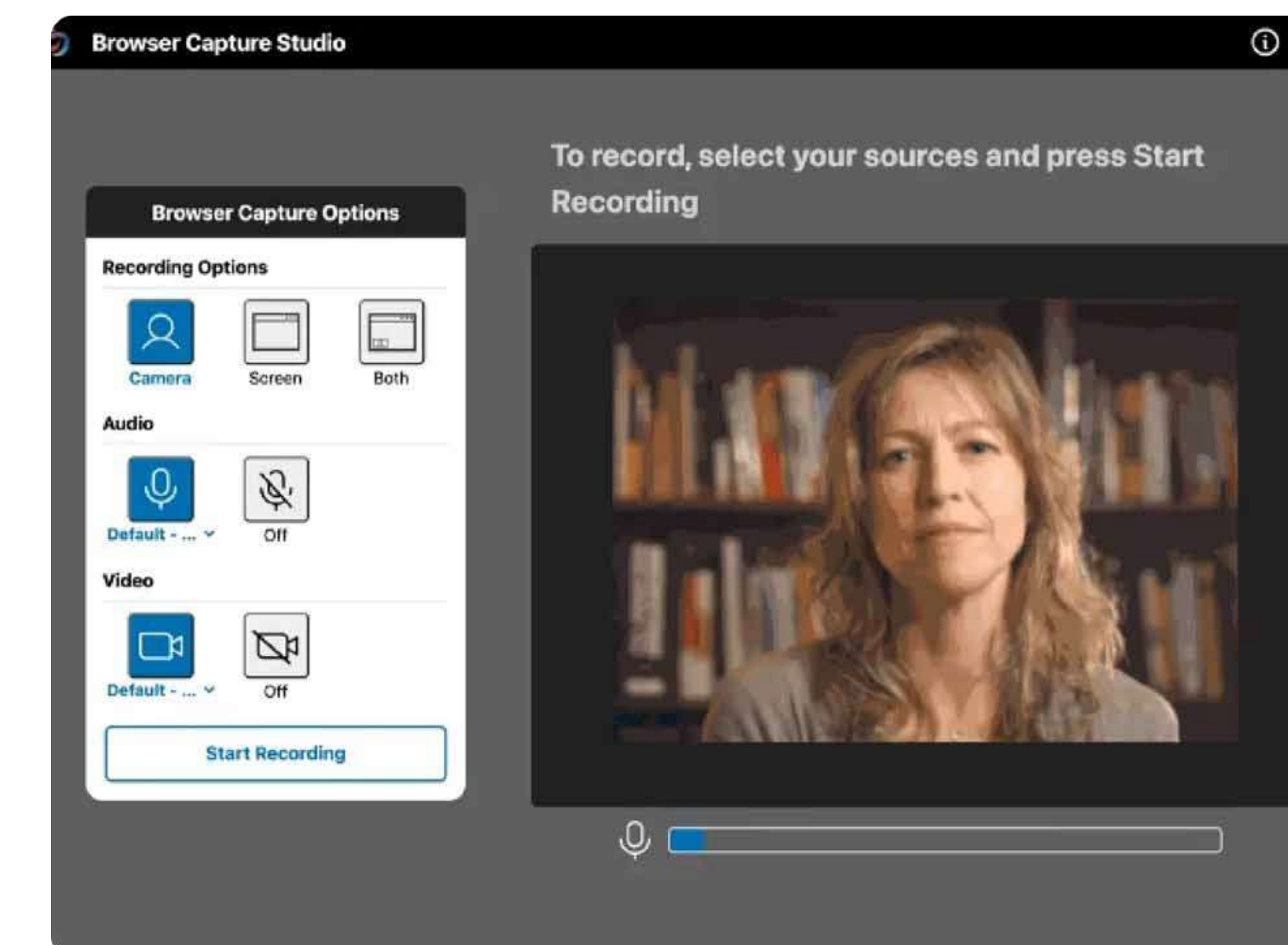
## Powerful, Rack-Mounted, Hardware Appliance Capture

1U-rack mounted hardware-based capture appliances for classrooms, auditoriums and mobile carts.



## Mobile and Tablet Capture Apps

Native Apple iOS and Android applications for organizing media, watching content, recording field work, and downloading content.



## Browser-Based Capture Studio

HTML5-based web browser studio to record rich-media content using an Apple or PC-based web-browser.





- **Live Product Training** and **24/7 Total-User Support**



### Contact

Toll-Free (US/CAN)

+1 (888) 257-2278

International

+1 (408) 508-6796

Toll Free (UK)

+44 (800) 058-4054

E-mail: [support@yuja.com](mailto:support@yuja.com)

Web: [www.yuja.com](http://www.yuja.com)



#### California Office

YuJa Inc.

84 W. Santa Clara St.

Fourth Floor

San Jose, CA 95113



#### California Office

YuJa Inc.

84 W. Santa Clara St.

Fourth Floor

San Jose, CA 95113